

INDICATOR 2.1



Percentage of G7 member programmes on agriculture and rural development that include objectives and expected results to increase the incomes of smallholder farmers

Data Source:
G7 self-reporting by G7 members

43%



INDICATOR 2.2



Percentage of resources committed to agriculture that include specific gender objectives

Data Source:
OECD DAC database (OECD Stat)

Marker 1: 72%

Marker 2: 1%



INDICATOR 2.3



G7 donors' performance standards for ODA-supported investment instruments are reviewed to be aligned with the VGGT and the Principles for Responsible Investment in Agriculture and Food Systems

Data Source:
Self-reporting by G7 members

No review of consistency with VGGT and the Principles



INDICATOR 2.4



Percentage of resources committed to agriculture that include climate adaptation and/or mitigation objectives

Data Sources:
OECD DAC database (OECD stat)

Adaptation 1+2: 40%

Mitigation 1+2: 17%



INDICATOR 2.5



Resources committed to nutrition-specific and nutrition-sensitive interventions

Data Sources:
- Self-reporting based on N4G/SUN tracking of nutrition spending
- OECD DAC database (CRS Code 12240)

Nutrition specific: USD million 108.60 (decrease by 31.8%)

Nutrition sensitive: USD million 1,271.98 (increase by 27.4%)



INDICATOR 2.6



G7 strategic focus to strengthen linkages between short-, medium- and long-term food security and nutrition support/programmes and to enhance transition between relief and development

Data Sources:
Self-reporting by G7 members

Strategy developed and being implemented



INDICATOR 2.7



G7 governments have provided technical support and/or funding to improve and/or expand capacities to collect, analyze, and/or use food security and nutrition indicators in support of SDG2 targets

Data Source:
Self-reporting by G7 members

No programmes



INDICATOR 3.1



G7 members Direct Assistance for agriculture, fishing, food security and nutrition

Data Source:
Self-reporting by G7 members

Total Disbursement: USD million 489.40

INDICATOR 3.2

























G7 members other assistance with explicit objectives to improve people's food security and/or nutrition

Data Source:
Self-reporting by G7 members

Total Disbursement: USD million 196.83



Definition	Thresholds	Notes/Remarks
INDICATOR 2.1		
Number of committed G7 agriculture and Rural development programmes (CRS Code 311, 32161, 312,313, 43040) in partner countries with objectives and expected results to increase incomes of smallholders	 less than 25%  25-50%  more than 25%	127 programmes on agriculture and rural development that include objectives and expected results to increase the incomes of smallholder farmers out of 296 agricultural and rural programmes (CRS Code 311, 32161, 312,313, 43040).
INDICATOR 2.2		
Volume of commitments dedicated to CRS Code 310 (i.e. 311, 312, 313) that is targeted at gender equality and women's empowerment (OECD DAC marker for Gender equality and women's empowerment 1 or 2), divided by total volume of commitments dedicated to CRS Code 310 (i.e. 311, 312, 313); Multiplied by 100	 less than 30% with Marker 1 and 2  30-50% with Marker 1 and 2, with more than 0% with Marker 2  more than 50% with Marker 1 and 2, with at least 5% with Marker 2 ("Principal")	
INDICATOR 2.3		
Performance standards for ODA-supported investment instruments are reviewed to be aligned with the VGGT and the Principles for Responsible Investment in Ag and Food Systems.	 No review of consistency with VGGT and the Principles  Review process started and ongoing  Review has taken place and standards are aligned with the VGGT  ... and the Principles	Canada does not currently screen initiatives against the VGGT.
INDICATOR 2.4		
Volume of commitments dedicated to CRS Code 311 that is targeted at climate adaptation and / or mitigation (OECD DAC marker climate change adaptation 1 or 2; mitigation 1 or 2) , divided by total volume of commitments dedicated to CRS Code 311; Multiplied by 100	 less than 20% with Adaptation and/ or Mitigation Marker 1 and 2  20-40% with Adaptation and/ or Mitigation Marker 1 and 2  more than 40% with Adaptation and/ or Mitigation Marker 1 and 2	
INDICATOR 2.5		
Absolute levels of commitments for nutrition-specific interventions and Percentage change compared to baseline Absolute levels of commitments for nutrition-sensitive interventions and Percentage change compared to baseline (Nutrition-sensitive: methodology applied according to/equivalent with "SUN DONOR NETWORK Methodology and Guidance Note to Track Global Investments in Nutrition")	 Decrease in commitments by 10% or more with respect to 2015  Same level of 2015  Increase in commitments by 10% or more with respect to 2015	Canada has determined that it will report nutrition-specific and nutrition-sensitive disbursements rather than commitments to maintain consistency with already established methodologies and reports. To establish the baseline figures for indicator 2.5, Canada used the following methodological approach: 1) For nutrition-specific disbursements, Canada used Creditor Reporting System (CRS) purpose code 12240-basic nutrition disbursements as reported to the OECD-DAC; and 2) for nutrition-sensitive disbursements, Canada used a pre-identified subset of CRS codes linked to nutrition-sensitive outcomes to identify potential nutrition sensitive projects; manually assessed each referred project according to the Scaling Up Nutrition Donor methodology criteria; and applied the associated proportional allocation to nutrition-sensitive CRS codes of validated projects. For the aggregate figure, Canada applied an annual average market exchange rate for 2015 to report in US dollars.
INDICATOR 2.6		
Existence (in G7 members administrations) of a multi-sectoral strategy to strengthen linkages between short- medium- and long-term food security and nutrition support, and its implementation exist or not.	 No strategy  Process of strategy development ongoing  Strategy developed and being implemented	Canada has a multisectoral strategy covering humanitarian assistance, nutrition and agriculture.
INDICATOR 2.7		
Existence of specific programmes/projects aiming at expanding capacities to collect, analyze, and/or use food security and nutrition indicators in support of SDG2 targets	 No programmes  Programmes under definition  Programmes ongoing	
INDICATOR 3.1		
Absolute disbursement by G7 members dedicated to CRS Codes 311, 313, 32161, 520, 72040, 12240		
INDICATOR 3.2		
Disbursement by G7 members dedicated to CRS Codes 112, 12220, 12261, 12281, 13020, 140, 16010, 16050, 16062, 210, 23040, 24030, 24040, 25010, 312, 32165, 32267, 41010, 41030, 43030, 43040, 73010, 74010 with KEYWORDS SEARCH APPROACH		



Million USD

FAO	Core (92 %)	6.94
	Earmarked voluntary contributions *	-
WFP	Core (91 %)	17.8
	Earmarked voluntary contributions *	-
WHO	Core (2 %)	0
	Earmarked voluntary contributions *	-
UNICEF	Core (11 %)	1.39
	Earmarked voluntary contributions *	-
CGIAR	Core (55 %)	4.3
	Earmarked voluntary contributions *	-
IFAD	Core (82 %)	8.02
	Earmarked voluntary contributions *	-
World Bank Group	WB Core (2 %)	7.71
	Global Agriculture and Food Security Program (Public Sector Window)	0
	IFC (Private Sector Window and Agribusiness Investment)	0
	Earmarked voluntary contributions *	-
AfDB	Core (12 %)	3.27
	Earmarked voluntary contributions *	-
ADB	Core (8 %)	2.54
	Earmarked voluntary contributions *	-
IDB	Core (2 %)	0.26
	Earmarked voluntary contributions *	-
EBRD	Core (2 %)	0
	Earmarked voluntary contributions *	-
Others*	Earmarked voluntary contributions *	-

* As explained in the G7 FSWG Chair's Report: Financial Report on Food Security and Nutrition, the G7 will report on Earmarked Voluntary Contributions for the year 2015 as soon as possible, after internal clarifications on an agreed common methodology. Therefore, this the present report does not portrait G7 Partners' financial contributions to multilateral organizations in full.