

SUMMARY ANNUAL REPORT ON THE IMPLEMENTATION OF DEVELOPMENT COOPERATION POLICY 2021

The salient aspects of the **2021 Report** are as follows:

- The total amount of Official Development Assistance (ODA) was **5.16 billion euros**, corresponding to **0.29%** of the Gross National Income (GNI).
- The final value of Italian ODA was determined on the basis of the disbursements reported by 64 organisations, including nine central government administrations, six regions, the Autonomous Province of Bolzano, nine local authorities, 27 state universities, two regional organisations supporting the right to education and four organisations benefiting from a share of tax revenue (8‰).
- The largest contributor to Italian ODA was the Ministry for the Economy and Finance: with disbursements equal to 3.3 billion euros, the MEF contributed 59.60% of total ODA. The figure includes the amounts pertaining to the Cassa Depositi e Prestiti and SACE, as well as the Italian share of the European Union budget for development cooperation interventions and contributions to banks and development funds that can be reported as ODA.
- The Ministry of Foreign Affairs and International Cooperation (MAECI), along with the Italian Agency for Development Cooperation (AICS), has allocated over 1.3 billion euros to development cooperation, equal to 23.36% of ODA.
- The Ministry of the Interior has allocated 473.01 million euros, equal to 8.53% of total ODA. This amount was allocated primarily to temporary assistance for refugees and asylum seekers in Italy.
- The remaining 8.51% of Italian ODA, equivalent to approximately 471.82 million euros, is the sum of the disbursements of other central and local government administrations and universities, and the beneficiaries of the “8 per thousand” tax revenue where it has been allocated to international development cooperation interventions, and the development cooperation bodies that are recipients of the “5 per thousand” tax revenue.
- With reference to **intervention channels**, multilateral channels currently represent 58.65% of total ODA. In particular, multilateral contributions amount to approximately 3.25 billion euros, of which 1.85 billion euros are contributions to the budget of the European Union (the portion reportable as ODA) and to the European Development Fund (EDF).
- Bilateral aid represents the remaining 41.35% of total ODA, which corresponds to approximately 2.29 billion euros, of which over 1.4 billion euros represents donations and 847.25 million euros aid credits.
- As for the **geographical distribution** of bilateral aid, the disbursements made in 2021 – equal to 1.007 billion euros – confirm the priority that the Italian Cooperation system assigns to Africa, an area that absorbs 68.5% of the gross bilateral disbursements that can be geographically distributed, followed by the Balkans and Middle East (12.6%), the Americas (10.3%) and Asia and Oceania (8.6%).
- By sector, the greatest commitment regarded “health and reproductive policies” (28.53%), “education” (17.98%), “governance, peace, rights, other social services” (14.73%), “environment and energy” (13.69%), “rural development, agriculture and food

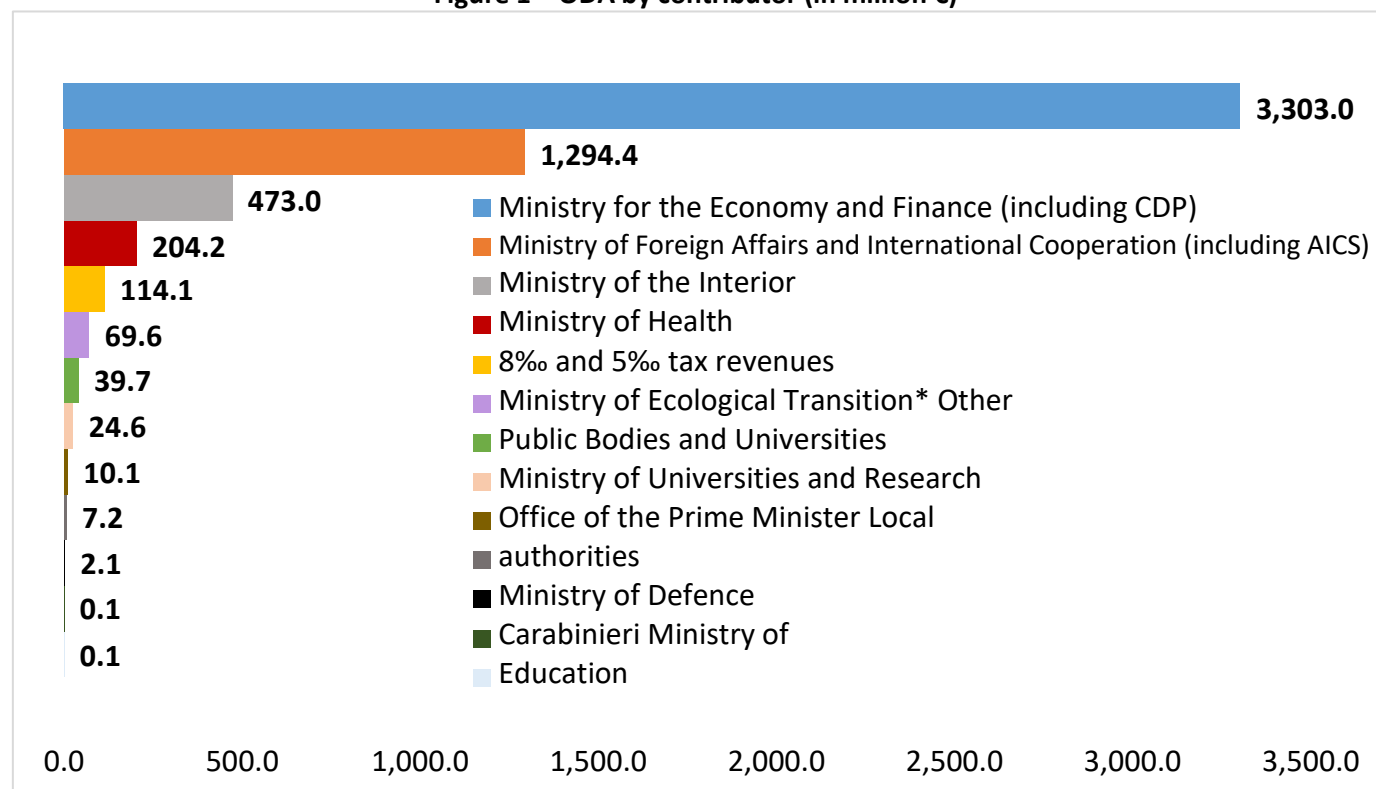
security” (13.01%), indicated as priority sectors in the Three-Year Programming and Guidance Document 2021-2023. Small-scale interventions were allocated in the “multisectoral, other sectors” (8.30%) and “water and sanitation” (3.75%) sectors.

SUMMARY ANNUAL REPORT ON THE IMPLEMENTATION OF DEVELOPMENT COOPERATION POLICY – GRAPHICS¹

Table A – Value of Official Development Assistance (in million €) and ODA/Gross National Income ratio²

TOTAL ODA	ODA/GNI ratio
5,158.7	0.29

Figure 1 – ODA by contributor (in million €)³



* since 2022: Ministry of the Environment and Energy Security (MASE)

Figure 2 - ODA by intervention channel (%)³

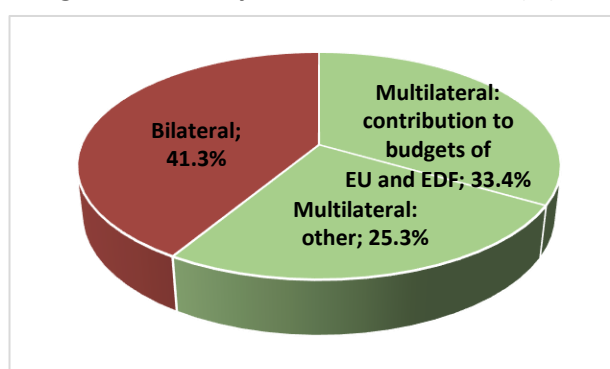


Figure 3 – Geographical distribution of bilateral ODA (%)³

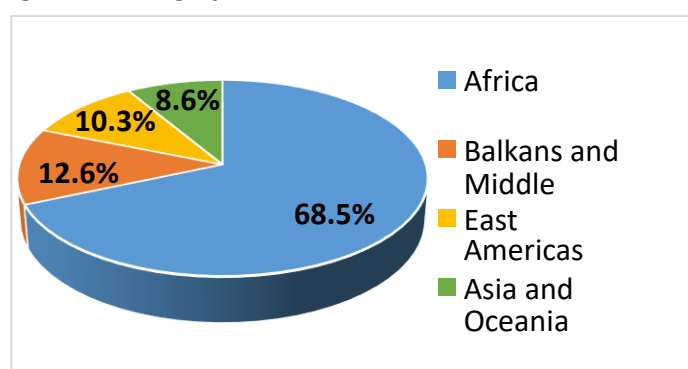
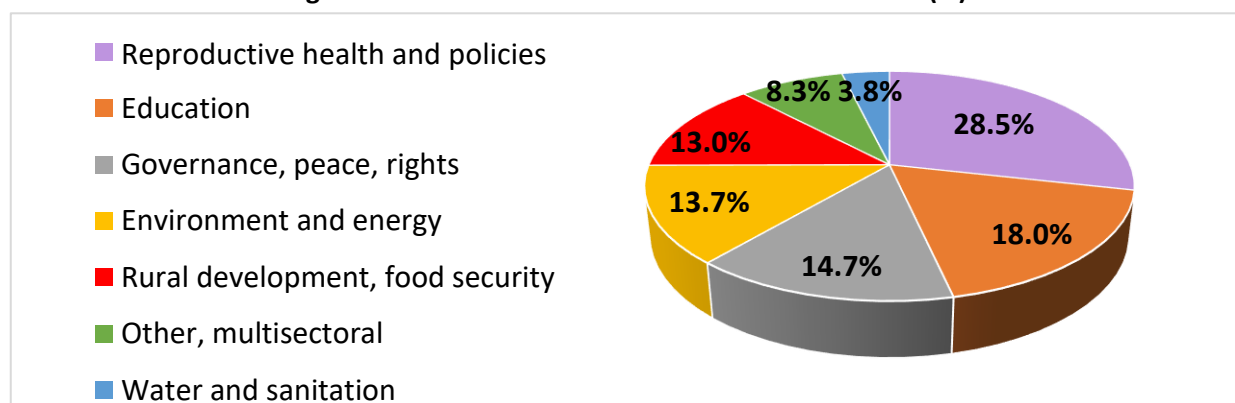


Figure 4 – Sector-based distribution of bilateral ODA (%)³



Notes

1. *The calculations contained in the Report on Development Cooperation Activities carried out in 2021 and in the related summaries and graphics have been prepared using data submitted to the Development Assistance Committee (DAC) of the Organisation for Economic Co-operation and Development (OECD) in July 2022. The final figures for Official Development Assistance are published by the Organisation for Economic Co-operation and Development (OECD) on the website: <https://data-explorer.oecd.org/>. There may be slight differences between the data contained in the abovementioned Report and the amounts indicated in the OECD database due to the continuous statistical updating carried out by the OECD.*
2. *The value of Official Development Assistance (ODA) and the ratio of ODA to Gross National Income (Table A) are calculated based on the OECD/DAC methodology for calculating ODA using the “grant equivalent”, introduced in 2018. This methodology allows loans to be converted into donations according to criteria that take into account the income of the recipient country and certain characteristics of the loan (term, grace period, interest rate).*
3. *The data shown in Figures 1, 2, 3 and 4 are based on the gross disbursements of the various funding agencies for Italian ODA. Therefore, the total amount of 6,593.4 million euros in gross disbursements (obtained by adding the ODA contributions of the various financing organisations shown in Figure 1) corresponds to 6,327.2 million euros expressed in grant equivalent in Table A.*