

SUMMARY ANNUAL REPORT ON THE IMPLEMENTATION OF THE DEVELOPMENT COOPERATION POLICY 2022

Article 12 of Law No 125/2014 stipulates that “the Minister of Foreign Affairs and International Cooperation, in agreement with the Minister of Economy and Finance, shall prepare a report on the development cooperation activities carried out in the previous year”. The report:

- a. “shall give an account of the development cooperation activities carried out by all public administrations, and of Italy’s participation in development banks and funds and in multilateral organisations”;
- b. is subject to approval by the Interministerial Committee for Development Cooperation, after which “it shall be sent to the Parliament and to the Unified Conference as an attachment to the outline of the three-year Programming and Policy Planning Document”.

The salient aspects of the **2022 Report** are as follows:

- The total amount of Official Development Assistance (ODA) was **6.33 billion euros**, corresponding to **0.33%** of the Gross National Income (GNI).
- The value of Italian ODA was determined on the basis of the disbursements reported by 79 organisations, including ten central administrations, 11 regions, two autonomous provinces, 11 municipalities and metropolitan areas, 29 State universities, five organisations supporting the right to education, three research institutes, four religious denominations benefitting from a portion of the “8 per thousand” tax revenues, and 40 civil society organisations receiving a portion of the “5 per thousand” tax revenues that provided their data.
- The largest contributor to Italian ODA was the Ministry of Economy and Finance (MEF): with disbursements equal to 3 billion euros, the MEF contributed 46.91% of total ODA. The figure includes the amounts pertaining to the Cassa Depositi e Prestiti (CDP) and Italy’s Export Credit Agency and insurance & finance group (SACE), and the Italian share of the European Union budget (over 1.8 billion euros) allocated to development cooperation initiatives.
- The Ministry of Foreign Affairs and International Cooperation (MAECI), along with the Italian Agency for Development Cooperation (AICS), allocated 1.6 billion euros to development cooperation, equal to 25% of ODA.
- The Ministry of the Interior allocated 923 million euros, equal to 14% of total ODA. This amount was allocated primarily to temporary assistance for refugees and asylum seekers in Italy.
- In 2022, there was also substantial funding from the Prime Minister’s Office, which contributed over 672 million euros to Italian ODA, equal to 10.19% of total ODA. These funds were managed by three different departments within the Prime Minister’s Office: the Department of Civil Protection disbursed almost 488 million euros for expenditures in Italy for Ukrainian refugees; the unit responsible for the Covid-19 vaccination campaign provided

vaccines to partner countries, both directly and through the multilateral COVAX platform, for a total of almost 175 million euros; the Department for Administrative Coordination (DICA) also promoted activities to fight hunger in the world, carried out by civil society organisations, with a value of over 9 million euros.

- Through the Ministry of the Interior and the Prime Minister's Office (Department of Civil Protection), Italy incurred in over 1.4 billion euros in expenses for the reception of asylum seekers and refugees, representing about 21% of ODA. This is about three times the amount recorded in 2021, when they were disbursed almost exclusively by the Ministry of the Interior and amounted to approximately 470 million euros. The amount spent on the reception of Ukrainians represents over 43% of the expenses incurred for this type of aid.
- The remaining 4.15% of Italian ODA, equivalent to approximately 273.5 million euros, is divided among other central administrations, as well as universities and religious denominations that receive a share of tax revenue (recipients of the "8 per thousand" tax donation), when they allocate these sums to development cooperation interventions, and the development cooperation bodies receive the "5 per thousand" tax revenue portion.
- With reference to **allocations**, multilateral organisations receive 47.88% of total ODA. In particular, multilateral contributions amount to approximately 3.15 billion euros, of which 2.18 billion euros are contributions to the budget of the European Union (the portion reportable as ODA) and to the European Development Fund (EDF).
- Bilateral assistance represents for the remaining 52.12% of total ODA, amounting to approximately 2.29 billion euros.
- As for the **geographical distribution** of bilateral assistance, the 2022 disbursements confirm the priority that the Italian Cooperation system assigns to Africa. This area absorbs 39% of the gross bilateral disbursements that can be geographically allocated, followed by Eastern Europe and the Balkans (28%), and Middle East (13%), Asia and Oceania (11%) and the Americas (9%).
- By **sector**, the greatest expenses were in education (30.43%), followed by health and mother-and-child policies (25.31%) and the strengthening of governance, peace, rights and other social services (17.48%). The remaining funds were allocated to multisectoral interventions (15%), in the sectors of rural development, agriculture and food security (6.60%), environment and energy (3.19%) and water and sanitation (1.80%).

SUMMARY ANNUAL REPORT ON THE IMPLEMENTATION OF THE DEVELOPMENT COOPERATION POLICY 2022– GRAPHICS¹

Table A – Value of Official Development Assistance (in million €) and ODA/Gross National Income ratio²

TOTAL ODA	ODA/GNI ratio
6,327.2	0.33

Figure 1 – ODA by contributor (in million €)³

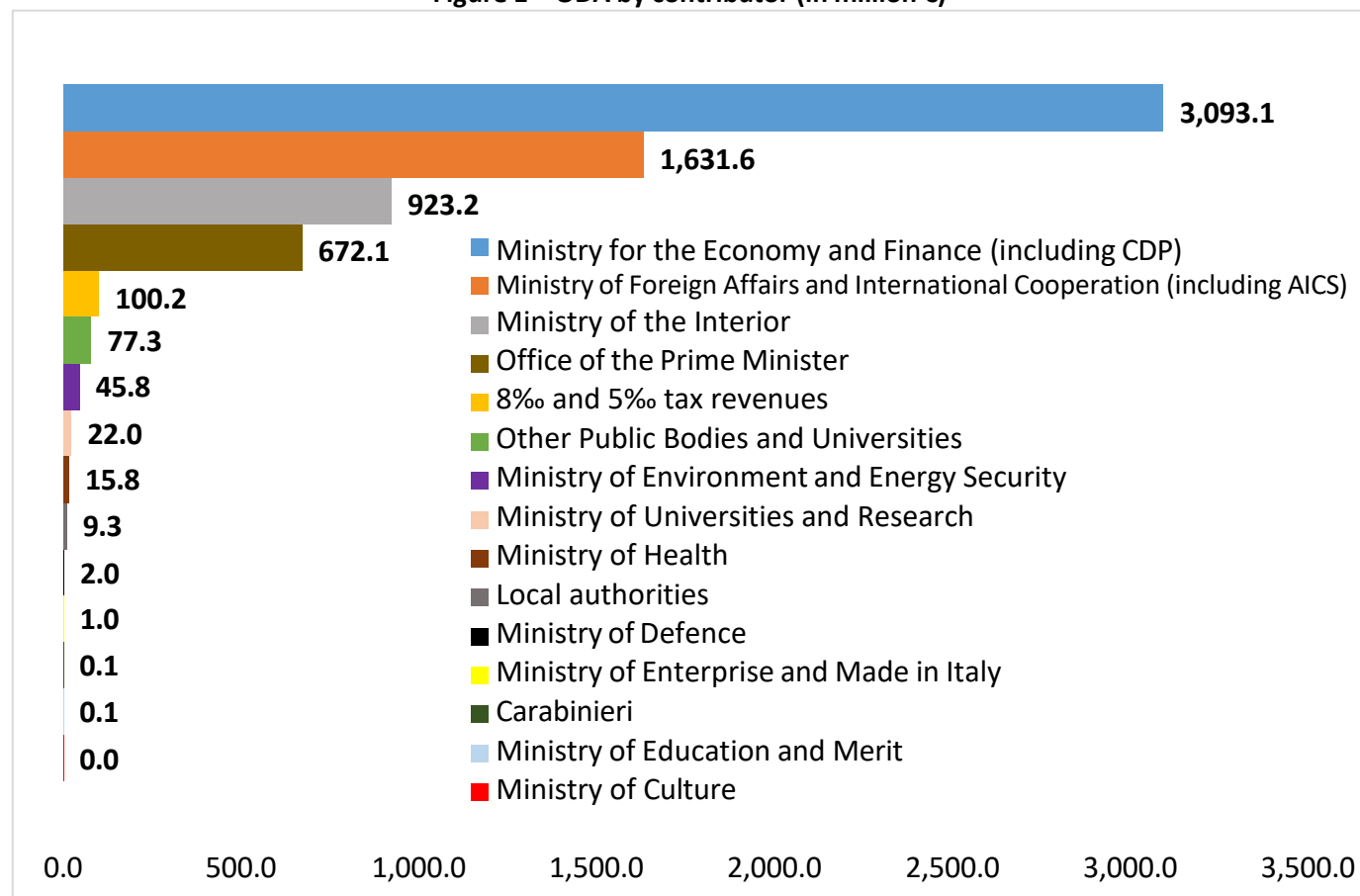


Figure 2 - ODA by intervention channel (%)³

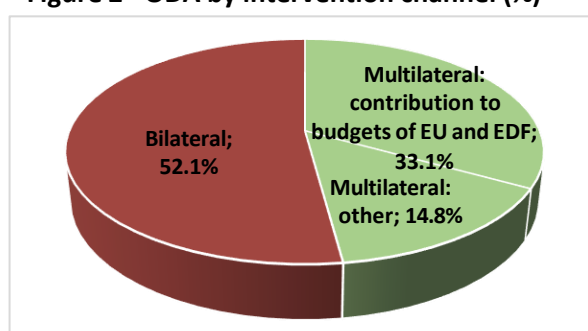


Figure 3 – Geographical distribution of bilateral ODA (%)³

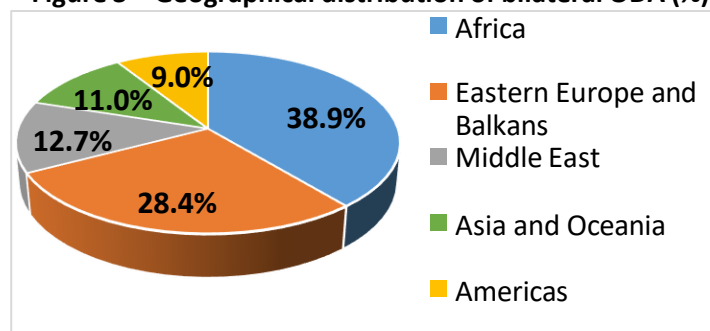
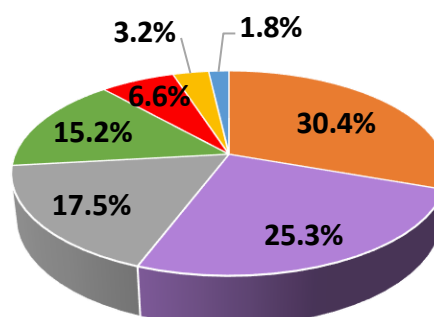


Figure 4 – Sector-based distribution of bilateral ODA (%)³

- Education
- Health and reproductive policies
- Governance, peace, rights
- Other, multisectoral
- Rural development, food security
- Environment and energy
- Water and sanitation



Methodological note.

1. *The calculations contained in the Report on Development Cooperation Activities carried out in 2022 and in the related summaries and graphics have been prepared using data submitted to the Development Assistance Committee (DAC) of the Organisation for Economic Co-operation and Development (OECD) in July 2023. The final figures for Official Development Assistance are published by the Organisation for Economic Co-operation and Development (OECD) on the website: <https://data-explorer.oecd.org/>. There may be slight differences between the data contained in the abovementioned Report and the amounts indicated in the OECD database due to the continuous statistical updating carried out by the OECD.*
2. *The value of Official Development Assistance (ODA) and the ratio of ODA to Gross National Income (Table A) are calculated based on the OECD/DAC methodology for calculating ODA using the “grant equivalent”, introduced in 2018. This methodology allows loans to be converted into donations according to criteria that take into account the income of the recipient country and certain characteristics of the loan (term, grace period, interest rate).*
3. *The data shown in Figures 1, 2, 3 and 4 are based on the gross disbursements of the various funding agencies for Italian ODA. Therefore, the total amount of 6,593.4 million euros in gross disbursements (obtained by adding the ODA contributions of the various financing organisations shown in Figure 1) corresponds to 6,327.2 million euros expressed in grant equivalent in Table A.*